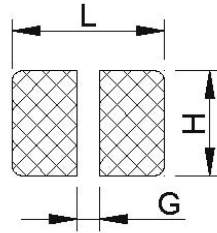


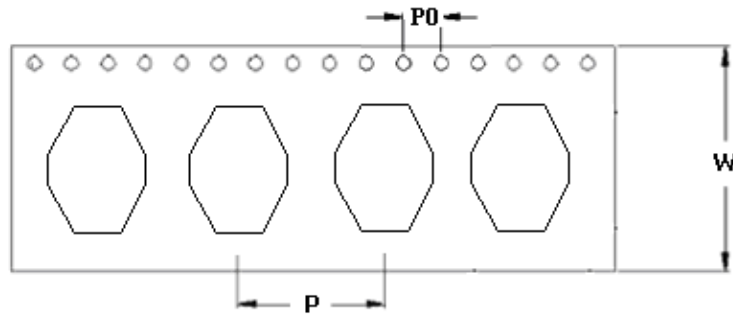
SPECIFICATION FOR APPROVAL

PAD LAYOUT: (UNIT: mm)

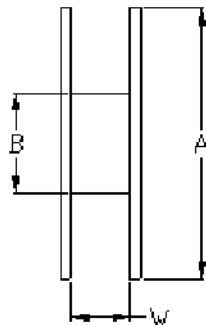
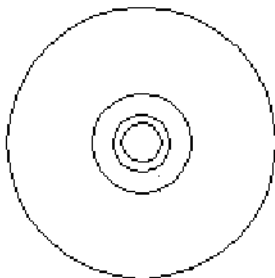


ITEM	L (Ref.)	G (Ref.)	H (Ref.)
SDS1608	6.86	4.06	3.56
SDS3316	13.21	7.37	2.79
SDS5022	18.29	12.45	2.79

PACKAGING QUANTITY:



TYPE	P	P0	W	BULK	PCS / REEL
SDS1608	8 ± 0.3	4.0 ± 0.1	16 ± 0.3	v	2000
SDS3316	12 ± 0.1	4.0 ± 0.1	24 ± 0.3	v	500
SDS5022	20 ± 0.1	4.0 ± 0.1	32 ± 0.3	v	500



TYPE	A	B	W
SDS1608	330	100	12.5
SDS3316	330	100	24.5
SDS5022	330	100	32.5

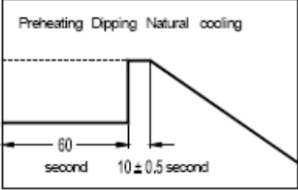
CORE MASTER ENTERPRISE CO., LTD.

<http://www.coremaster.com.tw>



SPECIFICATION FOR APPROVAL

RELIABILITY AND TEST CONDITIONS:

Item	Performance	Test Condition															
Operating Temperature	-40~+125°C																
Rated Current	Refer to standard electrical characteristics list.																
Temperature Rise Test	40°C max. (Δt)																
Solder heat Resistance	Appearance: No significant abnormality. Inductance change: Within $\pm 30\%$.	Preheat: 150°C, 60sec. Solder : H63A Solder temperature: 260+0-5°C Flux: rosin Dip time: 10 \pm 0.5sec. <div style="text-align: right;">  </div>															
Thermal shock		Condition for 1 cycle Step1: -25 \pm 2°C 30 \pm 3 min. Step2: Room temperature 15 min. Step3: +85 \pm 5°C 30 \pm 3 min. Step4: Room temperature 15 min. Number of cycles: 50 <table border="1" style="margin-left: auto; margin-right: auto; border-collapse: collapse;"> <thead> <tr> <th style="width: 10%;">Phase</th> <th style="width: 40%;">Temperature(°C)</th> <th style="width: 50%;">Time(min)</th> </tr> </thead> <tbody> <tr> <td style="text-align: center;">1</td> <td style="text-align: center;">-25\pm2°C</td> <td style="text-align: center;">30\pm3</td> </tr> <tr> <td style="text-align: center;">2</td> <td style="text-align: center;">Room Temp.</td> <td style="text-align: center;">15</td> </tr> <tr> <td style="text-align: center;">3</td> <td style="text-align: center;">+85\pm2°C</td> <td style="text-align: center;">30\pm3</td> </tr> <tr> <td style="text-align: center;">4</td> <td style="text-align: center;">Room Temp.</td> <td style="text-align: center;">15</td> </tr> </tbody> </table>	Phase	Temperature(°C)	Time(min)	1	-25 \pm 2°C	30 \pm 3	2	Room Temp.	15	3	+85 \pm 2°C	30 \pm 3	4	Room Temp.	15
Phase	Temperature(°C)	Time(min)															
1	-25 \pm 2°C	30 \pm 3															
2	Room Temp.	15															
3	+85 \pm 2°C	30 \pm 3															
4	Room Temp.	15															
Humidity Resistance Test	Appearance: no damage Inductance: within $\pm 30\%$ of initial value.	Measured: 50 times Temperature: 40 \pm 2°C. Applied current: rated current. Duration: 500 hrs. Humidity: 90~95%															
High Temperature Resistance Test		Temperature: 85 \pm 2°C. Applied current: rated current. Duration: 500 hrs.															